

DARK



Applicazioni

Drenaggio acque reflue.
Idonea per il sollevamento di acque sporche con particelle solide di diametro max. 35 mm. (Versione trifase 25 mm).

Applications

Drainage for waste water.
Suitable for dirty water with solid particles of max. diameter of 35 mm. (Three-phase version 25 mm)

Motore e caratteristiche

Classe isolamento B
Grado di protezione IP68
Alimentazione monofase a 230V-50Hz o trifase a 230/400V-50Hz
Cavo 10 metri

Motor and features

Insulation class B
Protection degree IP68
Power supply in single-phase 230V-50Hz or three-phase 230/400V-50Hz
Electrical cable 10 mt

Limiti di utilizzo

Temperatura massima liquido 40°C
Profondità di immersione tra 0,5m-5m
Liquido pompato: liquido sporco con dimensione dei solidi massimo a 35 mm.
Livello pH liquido 4-10
Sommergibilità massima: 5 m

Application limits

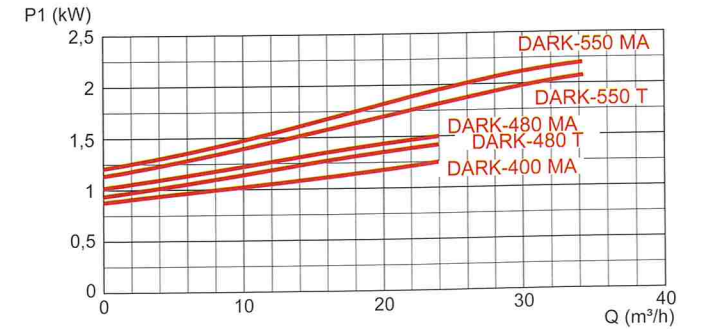
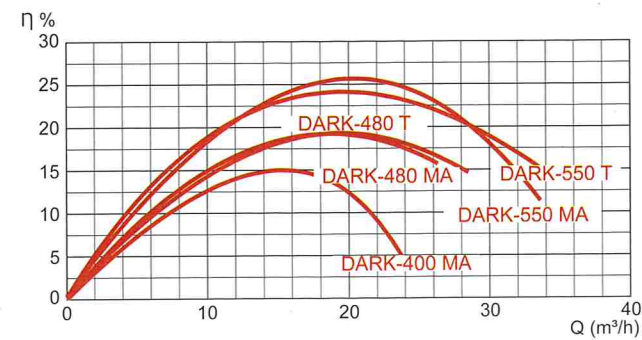
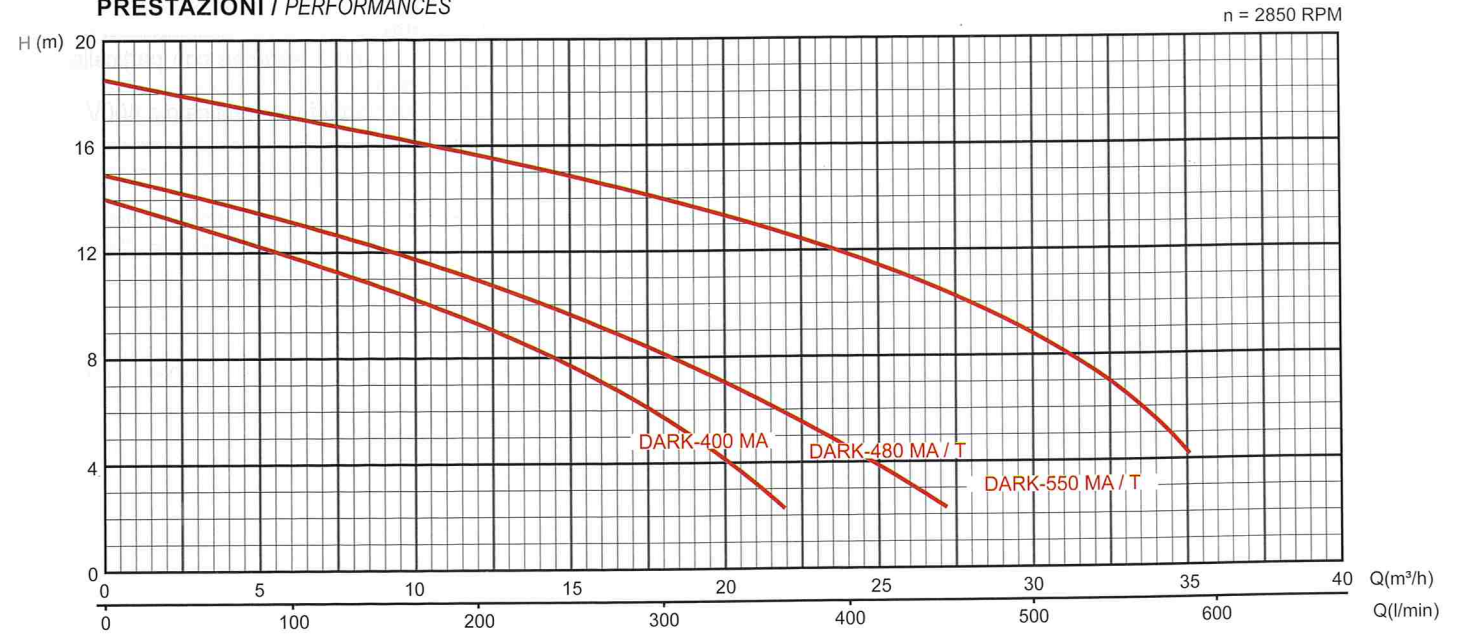
Max. water temperature 40°C
Immersion depth from 0,5m-5m
Liquid condition: dirty water with maximum solid of 35 mm.
pH level from 4-10
Max. submersible depth: 5 m

Esplso a pag. 214
Expanded diagram pag. 214

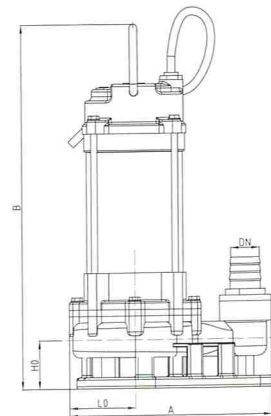
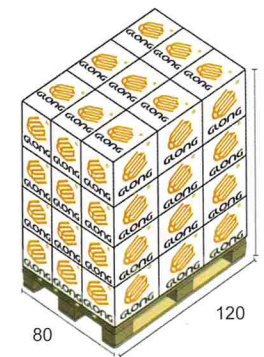
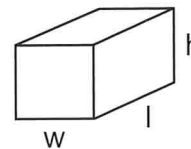
Componente Component	Materiale Material
Motore Motor	Rame Brass
Chiocciola di aspirazione Pump body	Ghisa Cast Iron
Albero motore Motor shaft	AISI 316
Supporto inferiore Bottom support	Ghisa Cast Iron
Tenuta meccanica Mechanical seal	Grafite & Ceramica Graphite & Cermic
Olio lubrificante Seal lubricant oil	Olio per uso alimentare e farmaceutica Oil for food machinery and pharmaceutical use
Girante Impeller	Ghisa Cast Iron

Modello Model	Prezzo Price	Potenza nominale Rated power		I Max. [A]		Q = Portata - Capacity											
		Hp	kW P2	Monofase Single-phase 230V	Trifase Three-phase 400V	Prevalenza manometrica totale in m C.A. Total head in meters w.c.											
						0	50	100	150	250	350	450	550				
DARK-400 MA / DARK-400 T	€ 270,00	1	0,75	5,2	1,9	14	13	12	10,5	7,5	3						
DARK-480 MA / DARK-480 T	€ 325,00	1,5	1,1	7,3	2,8	15	14,5	13	12	9,5	6,5	2,5					
DARK-550 MA / DARK-550 T	€ 465,00	2	1,5	10,1	3,6	18,5	17,8	17	16	14,3	13	11	8				

PRESTAZIONI / PERFORMANCES



DIMENSIONI IMBALLO PACKING DIMENSIONS



MODELLO POMPA PUMPS'S MODEL	DIMENSIONI POMPA mm PUMPS'S DIMENSIONS mm					DIMENSIONI IMBALLO cm PACKING DIMENSIONS cm			PESO WEIGHT kg	Quantità per pallet Quantity per pallet	
	A	L0	B	H0	DN	H	l	w		H	n°
DARK-400	244	84	450,5	74,5	2"	28	20,3	48,7	23	127	24
DARK-480	246	86	533	83	2"	29	22,8	56	25	127	24
DARK-550	250	90	537,5	84,5	2"	29	22,8	56	27	127	24